

# Seasons of Leadership

## 5 DAILY QUESTIONS

### JANUARY



#### Snowflakes

Did you know that while no two snowflakes are exactly the same? What is unique about you? How does your snowflake reflect your style of leadership? Are we all headed in the same direction?


### FEBRUARY

#### Four Leadership Lessons from Punxsutawney Phil (February 2<sup>nd</sup>)



Groundhog Day is a Celtic tradition that dates back to 1887. According to legend, if Punxsutawney Phil sees his shadow, there will be six more weeks of winter weather. If he does not see his shadow, there will be an early spring. So what lessons can we learn from Phil, not just today, but every day?

### MARCH



#### Celebrate Dr. Seuss' birthday by reading!

Plan to read to elementary students. Have student leaders read *Horton Hatches the Egg* (loyalty, leadership styles), *Yertle the Turtle* (forms of government, leadership styles) and discover the leadership lessons inside!

#### Shamrocks – 3 important parts working together!

Clear and Shared Center, Permeable Boundaries, and Focus Outward Not Just Inward



### APRIL

#### Perspective Poem

Sometimes we need to take a moment to reflect on our attitudes and perceptions. Allow students time to read this poem and reflect on what it means to them and how it can apply to their day.

#### Time to plant...

- Feed the soil & the soil feeds the plants
- Control weeds.
- Deadhead.
- Maintain your tools.
- Stay cool.
- Be a mulching maven.
- Provide support.
- Pick, pick, pick.
- Keep it clean.

Read- *Mrs. Spitzer's Garden* by Edith Pattou

## MAY

---

Mt. Rushmore Project  
Letter to a Freshman  
Student Council Questionnaire



## JUNE

---

*What I Wish I'd Known in High School or What I Wish I'd Known in Middle School*  
Write Yourself A Letter of Appreciation



## JULY

---

Citizenship  
Standards of Respect

## AUGUST

---



Starfish Story - "I made a difference to that one."

## SEPTEMBER

---

*Edward the Emu* by Sheena Knowles with "U" activity  
ABC Book

## OCTOBER

---

How is leadership like carving a pumpkin & creating a jack-o-lantern?  
Costume or not? Be All You Can Be



## NOVEMBER

---

What are 8 things you are thankful for and why?  
Shaking hands – VIP activity  
Writing thank you notes  
Your signature  
Addressing an envelope

## DECEMBER


---




Leadership Lessons from Santa Claus  
Leadership Lessons from Rudolph the Red-Nosed Reindeer  
Give thanks for all that is right, and commit to making next year your best year ever!

# Imagine the Ways to Appreciate



<p><b>A</b></p>	<p>Air freshener Announcements Apple or apple trinket A &amp; W rootbeer</p>	<p>Thank you for providing a fresh outlook on learning! Use daily announcements to spotlight a staff member. You make learning a-peeling! AW-esome teacher - with an A&amp;W rootbeer</p>
<p><b>B</b></p>	<p>Birthday treats Business cards Bus driver "sticky" buns</p>	<p>Celebrate staff birthdays with a special treat. Create individualized business cards for staff members. Recognize bus drivers with sticky buns and a note: "Thanks for hauling our buns around!"</p>
<p><b>C</b></p>	<p>Clever Candy Sayings</p> <p>Chips Chex mix Cookies</p> <p>Clipboards</p> <p>Custodian's lunch break</p>	<p><b>M&amp;M's</b>-You're a <b>M</b>agical &amp; <b>M</b>arvelous teacher, thank you for all you do. Or <b>M</b>uch &amp; <b>M</b>any thanks for all you do! <b>Pop Rocks</b> - You totally <b>ROCK!</b> <b>Red hots</b> - Your performance was <b>Red Hot!</b> <b>Reeses Pieces</b>- You were just the <b>P</b>iece we were missing! We love you to <b>pieces!</b> <b>Rocky Road</b>- Teaching can be a <b>Rocky Road</b>, a good dose of chocolate can lighten the load!" <b>Sweetarts</b>- we think you are a real sweet 'art! <b>Take 5</b> - <b>Take 5</b>, You deserve a break! <b>100 Grand</b>- You are worth a <b>100 Grand</b> to us! Chips- We can always count on you in a crunch...thanks! People like you make it a hoot to be a part of ____ HS/JHS! <b>AHOY!</b> Thanks for setting sail with us this week! Using scrapbook paper and Modge Podge, individualize a clipboard for each teacher Switch with the custodians! Provide them lunch and have your group clean up the cafeteria!</p>
<p><b>D</b></p>	<p>Door decorating Door stop</p>	<p>Decorate staff doors to celebrate any occasion! Paint bricks with school colors and write the teacher's name with paint markers</p>
<p><b>E</b></p>	<p>Erasers</p>	<p>No mistake about it...you're the best! Teacher's leave a mark on kids' lives that can't be erased!</p>
<p><b>F</b></p>	<p>Flower lollipops</p>	<p>Cut out flower shape &amp; place a lollipop through it. Write an inspirational quote or just happy thought for the day!</p>



	Flower pens Fortune Tellers	Using artificial flowers, pens, and floral tape make a flower pen. Paint a pot, fill with beans, and now you have a flower pot! Make paper fortune tellers. On the inside flaps include words that describe the teacher & add a personal note in the middle!	
G	Gift bag Gum or mints Gummy bears	Place a gift bag out to collect personal notes Thank you for your commit"mint", encourage"mint" and involve"mint" in our future! You always go the extra mile. We appreciate all you do! We can hardly bear to see our year end!	
H	Hands Hugs	Cut out 2 hand hand lotion hand or you applause! A teacher can't live on apples alone. You needs hugs too!	
I	Identify One	Choose one person each day to appreciate.	
J	Jar full of Happiness	Fill a mason jar with kind words and inspirational thoughts... one for each day of the school year.	
K	Kind words Kindness Jar	Kindness matters! Just a simple smile and genuine kind word goes a long way! Place any kind experience in the jar and read when you need a pick me up!	
L	Lollipops Lounge decorating	Create stickers to place on lollipops with a message Decorate the teacher's lounge according to a destination theme – Hawaii here we come!	
M	Markers -dry erase	Teachers leave a mark on kids' lives that can't easily be erased!	
N	Note for any occasion	For teaching children lessons, To help them as they grow, Let this gift remind you, You're the best teacher we know!	

O	Orange	Orange you glad you work here...we are!
P	Plastic bottle bottoms  Poems  Puzzles	Using the bottoms of two plastic bottles, create an apple. Fill with candy or nuts, tape together and add a stem and leaf. Create one of a kind Haiku or acrostic poems for each teacher: ask English classes to help Create a puzzle with an inspirational quote. Give the teacher s few pieces a day for a week...they have to put it together to get their message.
Q	Questionnaire	Ask staff to complete a questionnaire, so gifts can be individualized throughout the year. Pair a student up with each staff member, so he/she has a student to call upon when needed.
R	Rainbow of Thanks  Room Service  Roses	Rainbow of Thanks: red for the compassion and love you show; orange for the energy that helps you go, go, go; yellow for your sunshine that brightens our days; green for helping kids grow in so many ways; blue for being so dependable and true; violet for the wise, creative, and magical you! Bring a "room" service cart to each classroom; offer teachers water, coffee, juice, pastries, fruit, etc. Make chocolate roses using 2 Hersey kisses, cellophane, wire, and leaves.
S	Shovels  S'mores  Souper Teachers Supply Cake	Use a plastic shovel and add gummy bears- We totally DIG having you as our teacher! We can hardly BEAR to see the year end! We need s'more teachers like you! Place chocolate, graham crackers, and marshmallows in a bag with this saying We think you are soup-er! Give with a Lipton Cup o' Soup Gather office products and supplies teachers will need in the classroom: rulers, tape, pencils, pens, paper towels, glue, post-it notes, whiteboard markers, hand sanitizer, wipes, etc. and build a "cake". Add a sign that says, " Teachers, take something to make the year a piece of cake."



<b>DAILY SURVIVAL KIT</b>		
	<p>Survival Kit</p> 	<p><b>Toothpick</b> ... to remind you to pick the good qualities in everyone, including yourself.</p> <p><b>Rubber band</b> ... to remind you to be flexible. Things might not always go the way you want, but it can be worked out.</p> <p><b>Band-Aid</b> ... to remind you to heal hurt feelings, either yours or someone else's.</p> <p><b>Eraser</b> ... to remind you everyone makes mistakes. That's okay, we learn by our errors.</p> <p><b>Candy Kiss</b> ... to remind you everyone needs a hug or a compliment everyday.</p> <p><b>Mint</b> ... to remind you that you are worth a mint to your family, staff, &amp; students.</p> <p><b>Bubble Gum</b> ... to remind you to stick with it and you can accomplish anything.</p> <p><b>Pencil</b> ... to remind you to list your blessings every day.</p> <p><b>Tea Bag</b> ... to remind you to take time to relax daily.</p>
<b>T</b>	Thyme	You can always use a little more thyme! Or Thanks for being there for us thyme after thyme! (on thyme plant)
	Tootsie Spiders	Glue tootsie rolls to a roll of smartie candy, add eyes, and a note, "thanks for rolling with us whether we're creepy or sweet"
	Tumblers	Write teacher's name on a plastic cup with paint pens, fill with nuts or candy
<b>U</b>	U - R	...fabulous... amazing...the best...fill in the blank ☺!
<b>V</b>	Vacation countdown	Create a calendar and count down until the last day of school starting at 29 days. Add a quote to inspire to each day!
<b>W</b>	Wash	Wash staff windows or car!
	Water bottle Water bottle with Crystal Light	Learning from you is refreshing! Attach a Crystal Light packet to a bottle of water.
		
<b>X</b>	X marks the spot	Have a scavenger hunt for new teachers to become familiar with the school. X marks the spot of the prize!
<b>Y</b>	You Rock!	Decorate a rock with school colors (and eyes)
<b>Z</b>	Zzzzzz....	Sleepytime tea - You deserve a restful vacation!